

Installing LockDown Browser for Chromebook

Navigate to the Canvas course quiz that requires Respondus LockDown Browser, and click the button to take the quiz.

The screenshot shows a web browser window with the address bar displaying `mycourses.southeast.edu/courses/19421/quizzes/164112`. The page content includes a navigation sidebar on the left with icons for Account, Dashboard, Courses, Calendar, Inbox, History, and Help. The main content area features a breadcrumb trail: `Quizzes > Test Quiz with Lockdown Browser- Requires Respondus LockDown Browser`. The quiz title is `Test Quiz with Lockdown Browser- Requires Respondus LockDown Browser`. Below the title, the quiz details are displayed in a table:

Due	Points	Questions	Time Limit
No due date	1	1	None
Allowed Attempts	Unlimited	Requires Respondus LockDown Browser	

A prominent blue button labeled `Take the Quiz` is centered on the page.

You should receive this screen if the Respondus LockDown Browser extension is not installed. Click the [Download Respondus LockDown Browser] link

The screenshot shows a web browser window with the address bar displaying "mycourses.southeast.edu/courses/19421/quizzes/164112/lockdown_browser_required". The page content includes a navigation sidebar on the left with options like Account, Dashboard, Courses, Calendar, Inbox, History, and Help. The main content area features a header "Quizzes" and a message: "Respondus LockDown Browser Required". Below the header, the text reads: "This quiz requires Respondus LockDown Browser. Please launch Respondus LockDown Browser to take this quiz or view your quiz results. If you have not already installed the browser, please download it from here: [Download Respondus LockDown Browser]". A red arrow points to the blue hyperlink text.

Canvas LMS

mycourses.southeast.edu/courses/19421/quizzes/164112/lockdown_browser_required

Developmental Shell

Account

Dashboard

Courses

Calendar

Inbox

History

Help

Home

Assignments

Discussions

Grades

People

Files

Syllabus

Quizzes

Conferences

Collaborations

StudyMate

Proctoru

My Media

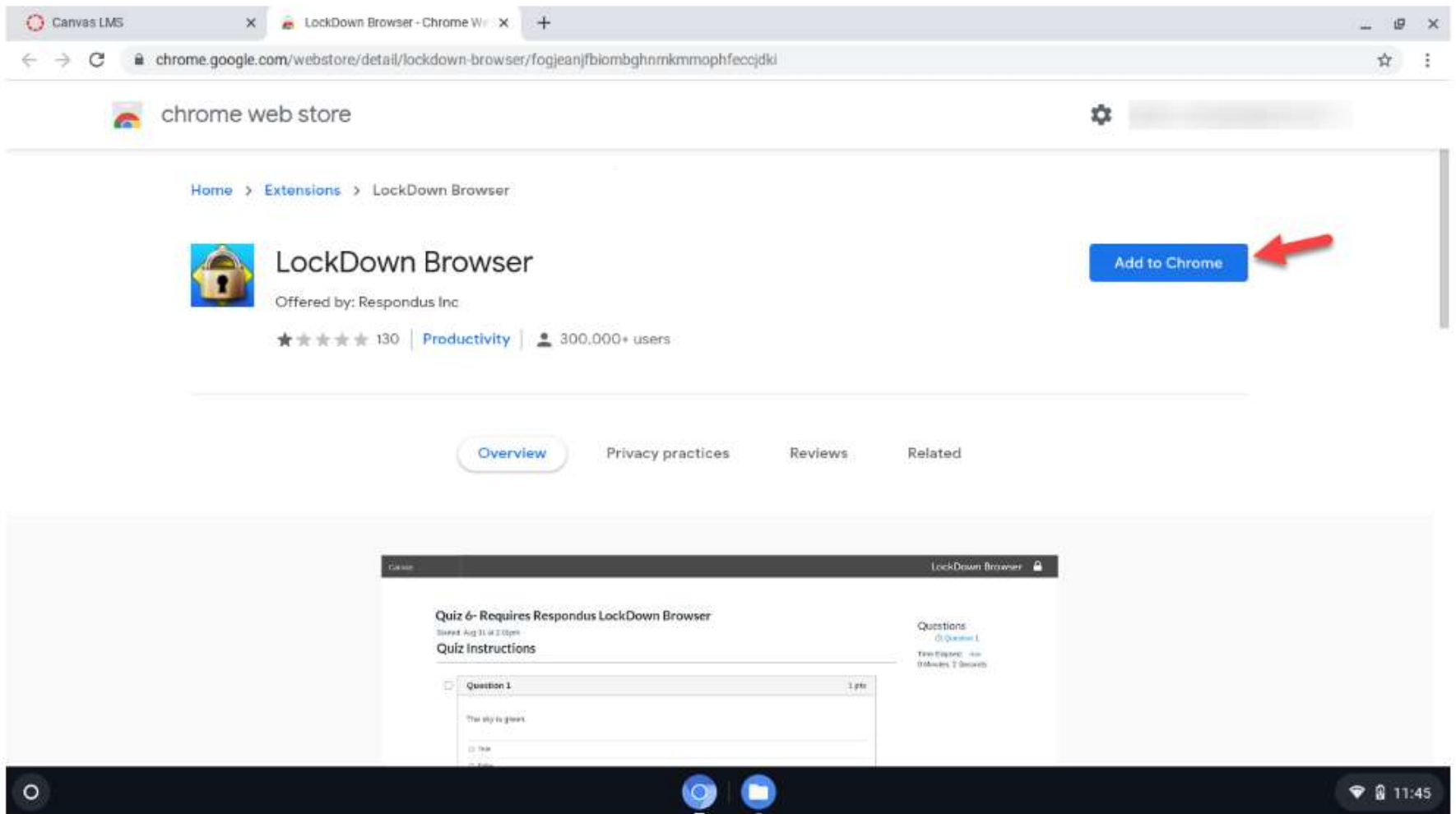
Respondus LockDown Browser Required

This quiz requires Respondus LockDown Browser. Please launch Respondus LockDown Browser to take this quiz or view your quiz results.

If you have not already installed the browser, please download it from here: [\[Download Respondus LockDown Browser\]](#)

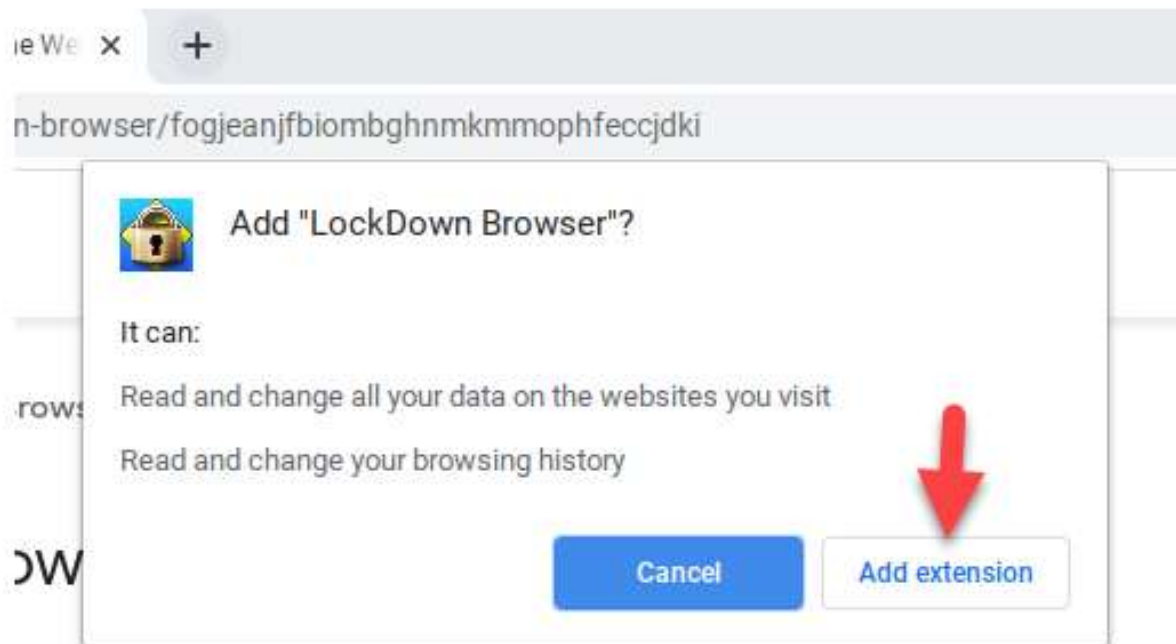
11:44

You should be taken to the Chrome Web Store. Click the "Add to Chrome" button (Note: If it says "Remove from Chrome", the user will need to clear their browser cache, close the browser, then re-open it)

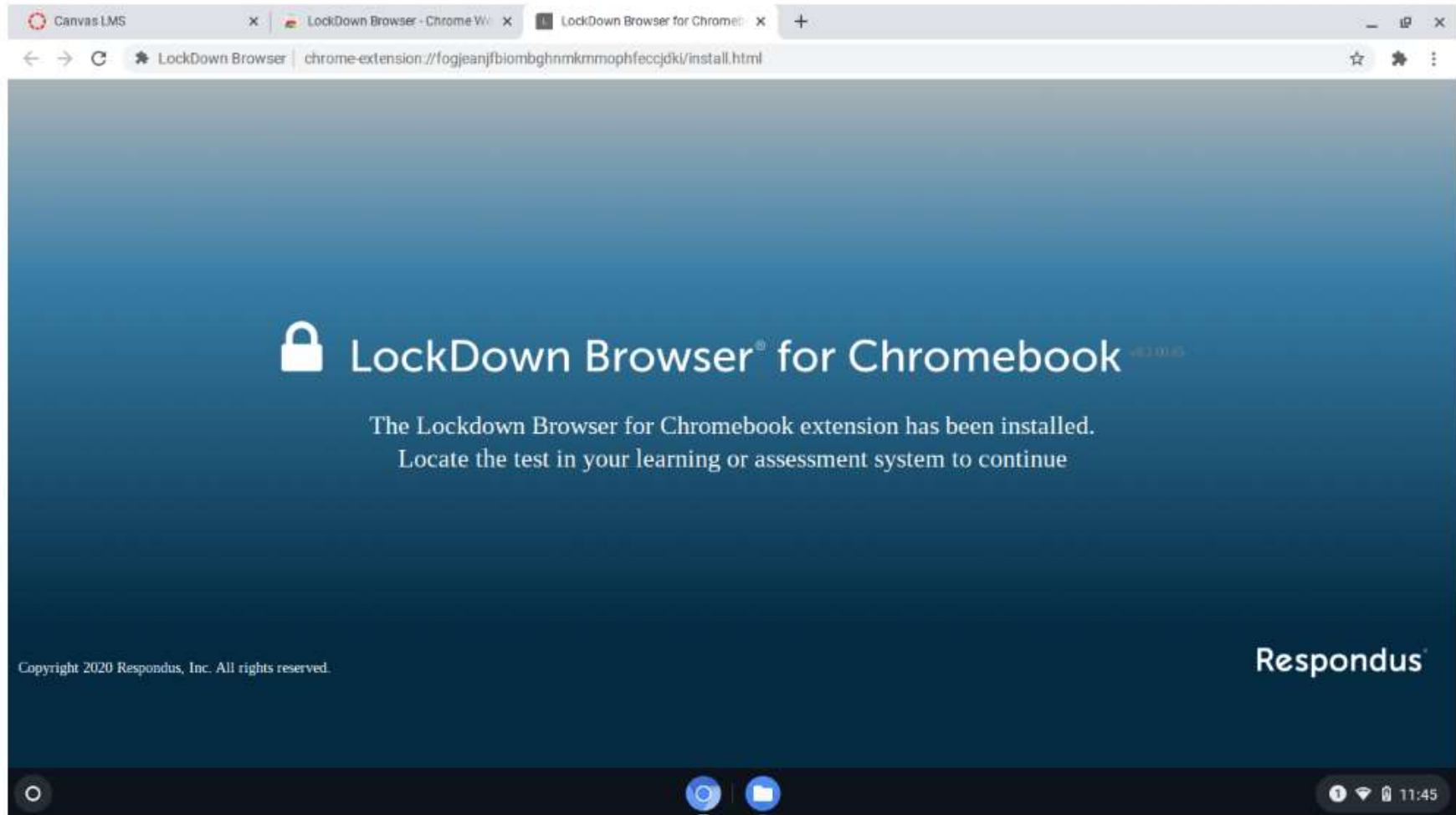


The screenshot shows a Chrome browser window with two tabs: "Canvas LMS" and "LockDown Browser - Chrome Web Store". The address bar shows the URL: chrome.google.com/webstore/detail/lockdown-browser/fogjeanfbfbiombghnmkmmophfccjkdki. The page displays the "LockDown Browser" extension by Respondus Inc. with a 4.5-star rating and 130 reviews. A blue "Add to Chrome" button is highlighted with a red arrow. Below the extension details are tabs for "Overview", "Privacy practices", "Reviews", and "Related". A preview image shows a quiz interface titled "Quiz 6- Requires Respondus LockDown Browser" with a question: "The city is green." The bottom of the screen shows the Android navigation bar with the time 11:45.

Click "Add extension" on the Add "LockDown Browser"? Pop up



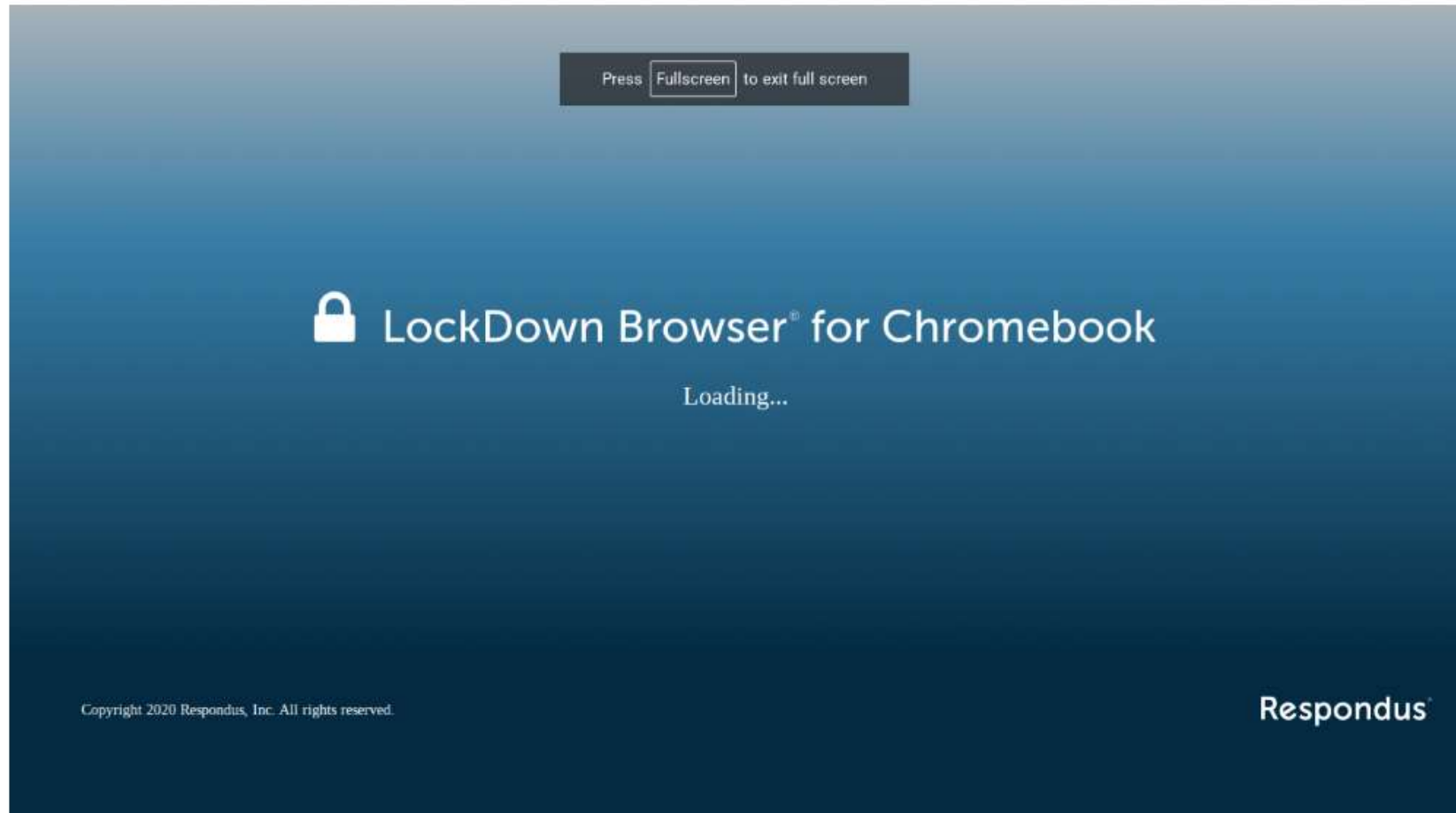
After Respondus has been successfully added, you should receive the following Screen



You may need to close the Chrome browser, open it and navigate back to your Canvas course.

Using LockDown Browser for Chromebook

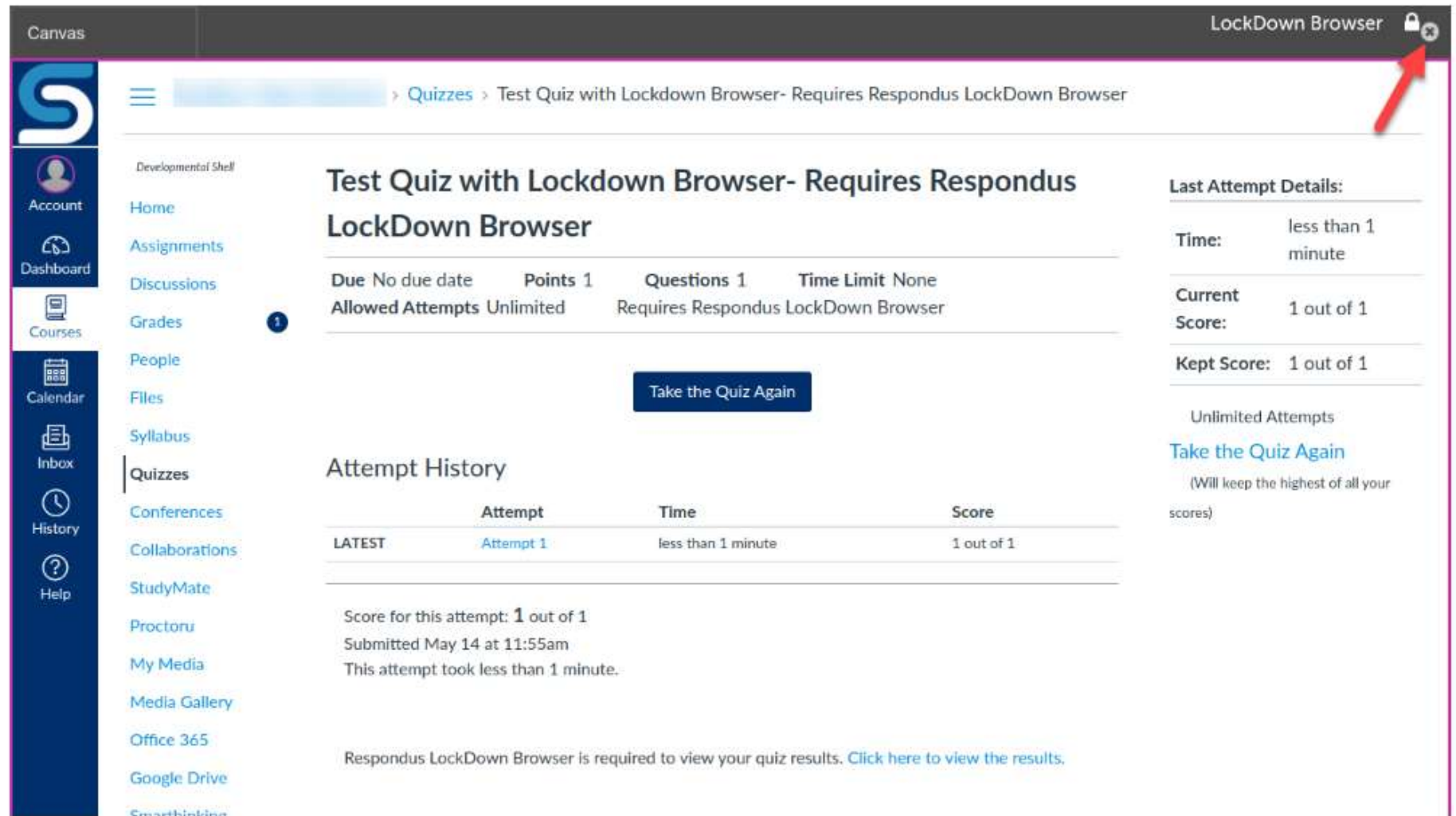
Open the Chrome browser and navigate to course in Canvas. Click the button to take the quiz. A screen should display that it's opening Respondus LockDown Browser



Once inside the Quiz, you should see a gray bar across the top of the screen, with LockDown Browser and a padlock icon in the upper-right corner. You are now in Respondus LockDown Browser for Chromebook

The screenshot displays a Canvas quiz interface. At the top, a dark gray notification bar contains the text "LockDown Browser" and a padlock icon, with a red arrow pointing to it from the left. Below this bar, the quiz title "Test Quiz with Lockdown Browser- Requires Respondus LockDown Browser" is shown, along with the start time "Started: May 14 at 11:55am". The "Quiz Instructions" section is currently empty. A single question, "Question 1", is presented with a value of "1 pts". The question text is "Did this open in Respondus Lockdown Browser?", followed by two radio button options: "Yes" and "No". On the right side, a "Questions" sidebar lists "Question 1" with a help icon and shows a "Time Elapsed" of "0 Minutes, 4 Seconds". At the bottom right of the quiz area, there is a "Not saved" indicator and a "Submit Quiz" button.

After submitting the final question, you should be taken back to the Quiz screen in Canvas. You will need to click the X icon in the gray bar to exit LockDown Browser



The screenshot shows the Canvas LMS interface. At the top, there is a dark gray bar with the text "LockDown Browser" and a small "X" icon in the top right corner, which is highlighted by a red arrow. Below this bar, the Canvas navigation menu is visible on the left, including options like Home, Assignments, Discussions, Grades, People, Files, Syllabus, Quizzes, Conferences, Collaborations, StudyMate, Proctoru, My Media, Media Gallery, Office 365, and Google Drive. The main content area displays the quiz title "Test Quiz with Lockdown Browser- Requires Respondus LockDown Browser". Below the title, there are details about the quiz: "Due No due date", "Points 1", "Questions 1", and "Time Limit None". A "Take the Quiz Again" button is centered below these details. To the right of the main content, there is a "Last Attempt Details" section showing "Time: less than 1 minute", "Current Score: 1 out of 1", and "Kept Score: 1 out of 1". Below this, it says "Unlimited Attempts" and "Take the Quiz Again (Will keep the highest of all your scores)". At the bottom, there is a message: "Respondus LockDown Browser is required to view your quiz results. [Click here to view the results.](#)"

Canvas

LockDown Browser

Developmental Shell

Account

Dashboard

Courses

Calendar

Inbox

History

Help

Home

Assignments

Discussions

Grades

People

Files

Syllabus

Quizzes

Conferences

Collaborations

StudyMate

Proctoru

My Media

Media Gallery

Office 365

Google Drive

Canvas Settings

> Quizzes > Test Quiz with Lockdown Browser- Requires Respondus LockDown Browser

Test Quiz with Lockdown Browser- Requires Respondus LockDown Browser

Due No due date Points 1 Questions 1 Time Limit None
Allowed Attempts Unlimited Requires Respondus LockDown Browser

[Take the Quiz Again](#)

Attempt History

	Attempt	Time	Score
LATEST	Attempt 1	less than 1 minute	1 out of 1

Score for this attempt: **1 out of 1**
Submitted May 14 at 11:55am
This attempt took less than 1 minute.

Respondus LockDown Browser is required to view your quiz results. [Click here to view the results.](#)

Last Attempt Details:

Time: less than 1 minute

Current Score: 1 out of 1

Kept Score: 1 out of 1

Unlimited Attempts

[Take the Quiz Again](#)
(Will keep the highest of all your scores)

Click "Continue" to fully exit LockDown Browser



LockDown Browser[®] for Chromebook

The exam has completed.
Press the continue button to exit Lockdown Browser.

Continue



