


SCC MOBILE APP

Download the app from Google Play on Android phones or the Apple App Store on iPhones.

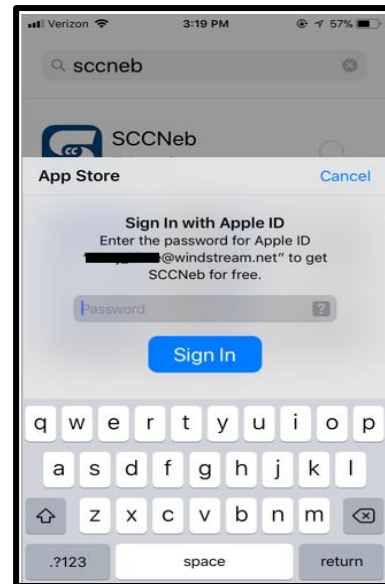
Application Name: SCCNeb

(Note: Must search for the full app name. The name is not case sensitive.)


Apple iPhone/iPad – App Store



iPhone/iPad users may need to enter their Apple ID to download the app. **If they don't remember their password/ID, they will need to contact Apple Support.**



Android – Google Play Store



Click the link for your device below to be taken directly to the application download:



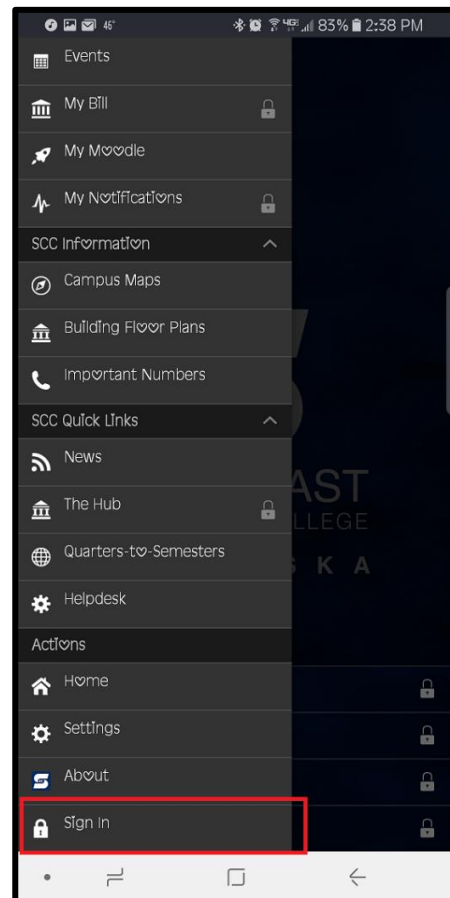
Once downloaded, the icon for the application will look like this



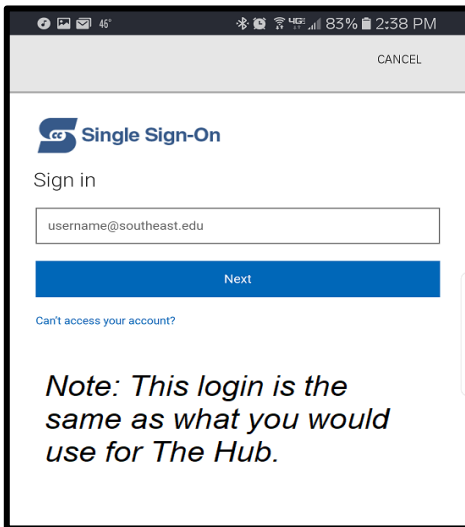


Main screen after the application is installed. If locks are displayed in the lower right, you have not signed in. The icon in the upper left corner will open the app's menu.

Users will need to scroll down to sign in.



Logging in:



CANCEL

Single Sign-On

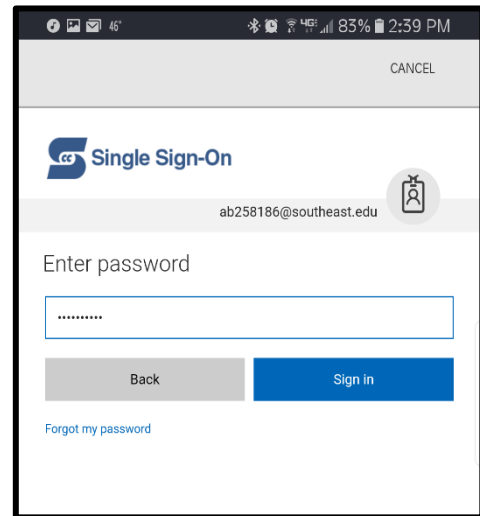
Sign in

username@southeast.edu

Next

Can't access your account?

Note: This login is the same as what you would use for The Hub.



CANCEL

Single Sign-On

ab258186@southeast.edu

Enter password

.....

Back Sign in

Forgot my password

[\(For assistance logging into The Hub click here.\)](#)



This is the message that will display once the user has finished logging in.

Still have questions? Contact the Help Desk!

Phone: 402-437-2447

Email: helpdesk@southeast.edu

Additional resources are located on the Help Desk website!

helpdesk.southeast.edu